

# Informations Rapides

27 février 2015 - n° 48



## ■ Dwellings maintenance and improvement work price index - Fourth quarter 2014

### In the fourth quarter of 2014, dwellings maintenance and improvement work price index increased by 0.2%

In the fourth quarter of 2014, dwellings maintenance and improvement work price index (IPEA) increased by 0.2% after being stable in the past two quarters. Over a year, it rose by 0.5%.

Prices increased in the fourth quarter in *wood and PVC joinery works* (+0.7%), *electrical installation* (+0.4%), in *metal joinery works and ironwork* (+0.2%), and at lesser extent in *masonry works and building structural works* (+0.1%), in *plastering* (+0.1%) and in *plumbing* (+0.1%).

Prices were flat in *painting and floor and wall covering* and in *Roofing activities*.

Prices declined slowly in *heat and air-conditioning installation* (-0.1%).

Maintenance and improvement cost index" (BT50) decreased in Q4 2014 (-0.2%) and was flat over a year.

#### Dwellings maintenance and improvement price and cost index (IPEA et BT50)

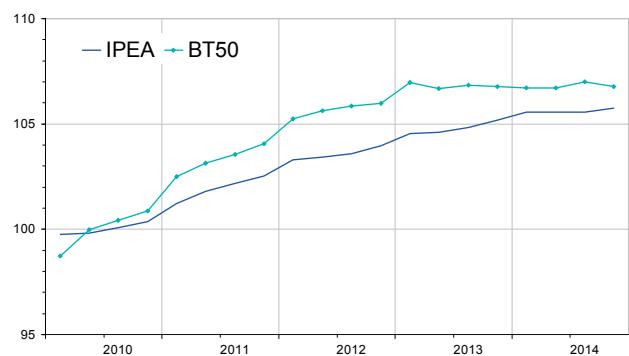
Raw data, weights and reference 100 in 2010

	Weights	2014Q4	Change (%)	
			Q/Q-1	Q/Q-4
<b>IPEA</b>	<b>1 000</b>	<b>105.8</b>	<b>+ 0.2</b>	<b>+ 0.5</b>
Masonry works and building structural works	169	104.5	+ 0.1	+ 1.0
Painting and floor and wall covering	169	102.6	- 0.0	- 0.1
Wood and PVC joinery works	155	108.8	+ 0.7	+ 1.4
heat and air-conditioning installation	107	107.2	- 0.1	+ 0.2
Plumbing	101	110.1	+ 0.1	+ 0.3
Roofing activities	94	104.4	- 0.0	- 0.6
Electrical installation	92	104.5	+ 0.4	+ 0.7
Metal joinery works and ironwork	63	107.5	+ 0.2	+ 0.7
Plastering	50	102.2	+ 0.1	+ 1.4
<b>BT 50</b>	<b>1 000</b>	<b>106.8</b>	<b>- 0.2</b>	<b>0.0</b>

Sources: INSEE, Ministry of Ecology

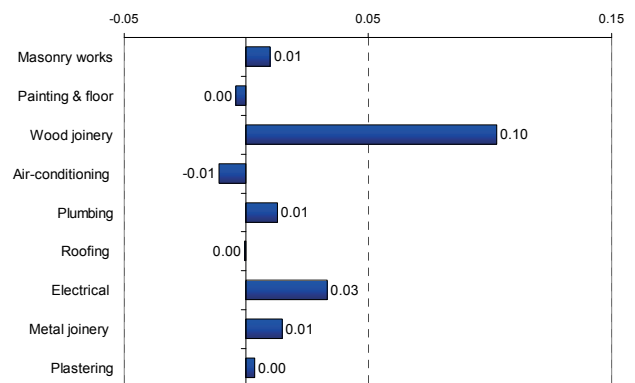
#### Dwellings maintenance and improvement price and cost index (IPEA et BT50)

Raw data, weights and reference 100 in 2010



Sources: INSEE, Ministry of Ecology

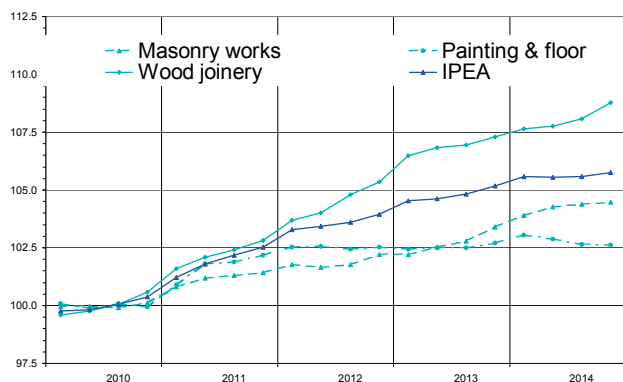
#### Quarterly contributions in dwellings maintenance and improvement price indexes (%)



Source: INSEE

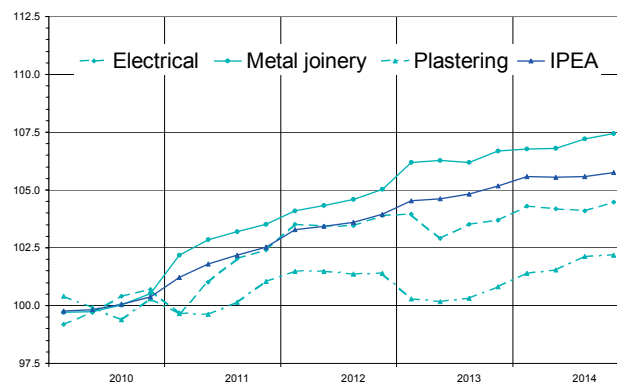
How to read it: The contributions of the nine work families are calculated from change and the weight of each index. Their sum shows the evolution of the total IPEA (+0.2%).

**Changes in main dwellings maintenance and improvement price indexes**



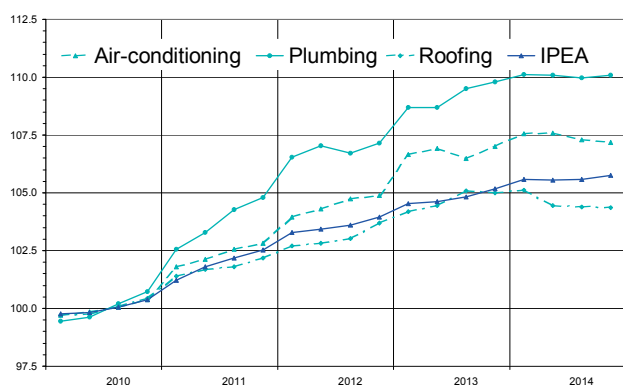
Sources: INSEE, Ministry of Ecology

**Changes in main dwellings maintenance and improvement price indexes**



Sources: INSEE, Ministry of Ecology

**Changes in main dwellings maintenance and improvement price indexes**



Sources: INSEE, Ministry of Ecology

**Revision of each dwellings maintenance and improvement work price indices (in points)**

	2014Q3
<b>IPEA</b>	///
Masonry works and building structural works	+ 0.2
Painting and floor and wall covering	////
Wood and PVC joinery works	////
heat and air-conditioning installation	- 0.2
Plumbing	////
Roofing activities	////
Electrical installation	+ 0.1
Metal joinery works and ironwork	////
Plastering	////

**How to read it:** the change of the index of *masonry works and building structural works* between the second quarter and the third quarter of 2014 published in November 2014 is updated up by +0.2%.

Source: INSEE

**For more information:**

**Definition**

The dwellings maintenance and improvement work price index (IPEA) is a quarterly index which measures the changes in prices -without VAT- invoiced by firms for their maintenance and improvement works in existing dwellings during the quarter under review. The « maintenance and improvement cost index » (BT50) reflects the changes in costs occurred by these same firms (mainly salaries and materials).

**Method of calculation**

The dwellings maintenance and improvement price index (IPEA) is calculated quarterly, based on observations of prices collected on a sample of firms selling maintenance and improvement works in existing dwellings in metropolitan France to final clients, on which compulsorily includes the supplying and laying of materials. Each firm follows every quarter “typical works” among those which are done the most frequently, and which reflects the price trends of a bigger family of works. As well as the technical description of the work, the work is characterized by the size of the worksite, the conditions in which the works are carried out, and the types of customer and of market. Those prices are without VAT, after discount. Each quarter, about 1 000 prices are collected. The sample of surveyed firms is renewed every five year.

In the domain of dwellings maintenance and improvement works, nine families are distinguished. Each family matches with only one class of the French classification of activities (NAF Rev. 2, 2008); all are in the division 43 “Specialised construction activities”. A price index is computed for each family and the global index is obtained by aggregation.

The nine indices of each family of work and the global one are fixed-base Laspeyres indices, whose weights are refreshed every five years

**Diffusion**

Historical data of dwellings maintenance and improvement price work index (IPEA) are available on [www.bdm.insee.fr](http://www.bdm.insee.fr), raw data, reference 100 2010) for IPEA index and its nine “families”.

- Complementary information (historical data, methodology, web site, etc.) are on : <http://www.insee.fr/fr/themes/indicateur.asp?id=36>
- Historical data : [G1493](#)
- Follow us on Twitter @InseeFr\_News ([https://twitter.com/InseeFr\\_News](https://twitter.com/InseeFr_News))
- Contact presse : [bureau-de-presse@insee.fr](mailto:bureau-de-presse@insee.fr)

Next issue: May 29<sup>th</sup>, 2015 at 12h00